

# MOBILE ORDER WEBSITE



[Why MyPaymentsPlus?](#) [How it Works](#) [Contact Us](#)

## Peace of mind at your fingertips

Delivering convenience for all your student's school payment needs. Never miss a beat with MyPaymentsPlus.

[Register Now](#)



### Sign In

Email or Username \*

Password \*

[Forgot Password?](#)

[Sign In](#)

Don't have an account?  
[Register Now](#)



#### Meals & Autopay

Pay for meals, view cafeteria purchases, receive low balance alerts, or enroll in autopay.



#### Student Account Management

Gain 24/7 access to school payments & history for all your students in one place.



#### Products & Events

Browse products available for purchase and sign your student up for school events.



#### Digital Forms

Eliminate paperwork by completing forms and signing school documents online.

# ACCOUNT SETUP

## myPayments plus™ REGISTRATION

**STEP:**

**1**

Select: [Register Now](#)

Peace of mind at your fingertips

Delivering convenience for all your student's school payment needs. Never miss a beat with MyPaymentsPlus.

[Register Now](#)

**\*First time users will need to [Create a User Name](#) and [Password](#).  
Following registration you will be directed to the Parent Home Page.**

### Search for School District

Register

Search for School District

Select State \*



Georgia (GA)

Select School District \*



The GLOBE Academy



The Rise Grammar School



The Rise Prep Charter School



Thomas County Schools



Thomaston-Upson Board of Education



Tift County Schools



Password \*

Confirm Password \*

By clicking Register, you agree to our  
[Privacy Policy](#) and [Terms of Use](#).

[Register](#)

# ACCOUNT SETUP

At the top of the parent's home screen, click **My Account** then **Manage Students** to add a student.



Dashboard

My Account



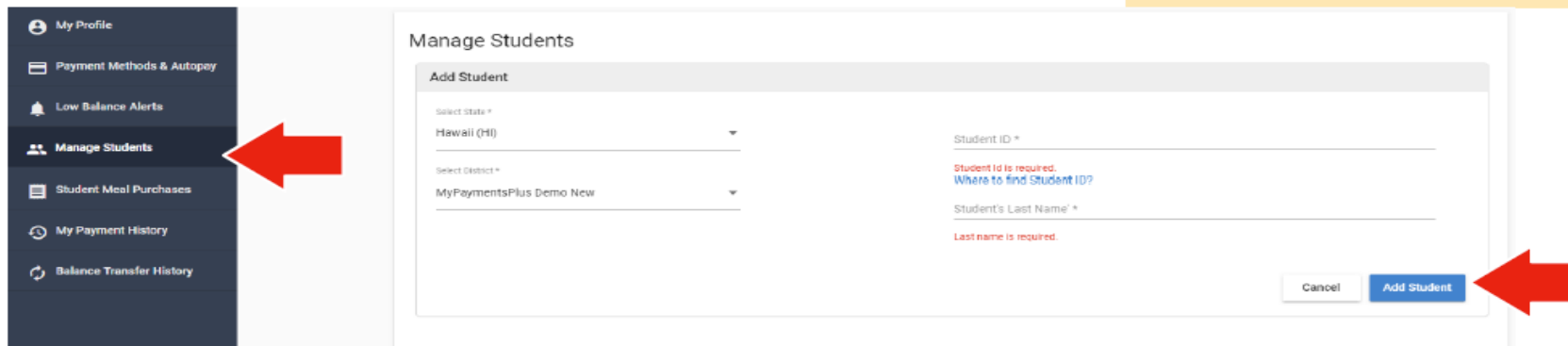
Cafeteria Accounts 🍴

Meal

**STEP:**

**2**

Enter: **Student ID** and **Student's Last Name**



The screenshot shows the 'Manage Students' interface. On the left is a dark sidebar menu with options: My Profile, Payment Methods & Autopay, Low Balance Alerts, **Manage Students** (highlighted with a red arrow), Student Meal Purchases, My Payment History, and Balance Transfer History. The main content area is titled 'Manage Students' and contains an 'Add Student' form. The form has two dropdown menus: 'Select State \*' (showing 'Hawaii (HI)') and 'Select District \*' (showing 'MyPaymentsPlus Demo New'). To the right of these are two text input fields: 'Student ID \*' and 'Student's Last Name \*'. Below the 'Student ID' field is a red error message: 'Student ID is required. Where to find Student ID?'. Below the 'Student's Last Name' field is a red error message: 'Last name is required.'. At the bottom right of the form are two buttons: 'Cancel' and 'Add Student' (highlighted with a red arrow).

**\*Not sure of your student's ID# - Contact our support team by clicking the "Need Help?" icon on the screen, or contact your cafeteria manager.**

# ORDERING



## MAKING PAYMENTS FOR FIELD TRIPS & ACTIVITIES

### STEP:

Once you have completed registration, you can begin making online payments for your student!  
Begin by [Logging into your MyPaymentsPlus Account](#).

On the parent home page select [Events and Activities](#). Below you will see a list of available activities for your student.



#### Events & Activities

Search Activities



#### Cafeteria Pre-Order

2 subcategories ^

Carter has 5 activities available! v

#### Boxed Lunch Menu

Carter has 1 activity available! ^



CULINART GROUP  
INNOVATIVE DINING SOLUTIONS

1 activity ^

\$15.00

Select the field trip or activities you would like to pay for then click [Add to Cart Button](#).

Select the [Checkout Button](#) at the top of the page and click [Proceed to Checkout](#). Next, you will be taken to the Checkout Page.

# ORDERING


Once you are directed to the Checkout Page you will see your payment overview.


## STEP: 2

Checkout

Live Chat Now!

Payment Methods

☒  \*1881  
Card ending in 1881

☐  \*2228  
Declined

Name

Parent Smith

Expiration


12 / 2022

Polly Parent

09 / 2021

[+ Pay with another method](#)

Shopping Cart

	Price
 Carter's meal plan General	<a href="#">Change</a> \$5.00
Subtotal	\$5.00
Program Fee	\$0.00
Grand Total	\$5.00

Order Summary

Subtotal

\$5.00

Program Fee

\$0.00

Grand Total

\$5.00

Pay for Order

Select A Payment Method or Add Payment Method by clicking [Pay With Another Method](#)

After selecting your payment method and entering payment information click [Pay For Order](#)

After your payment is processed you will be directed to a Thank You page with an option for an emailed receipt.